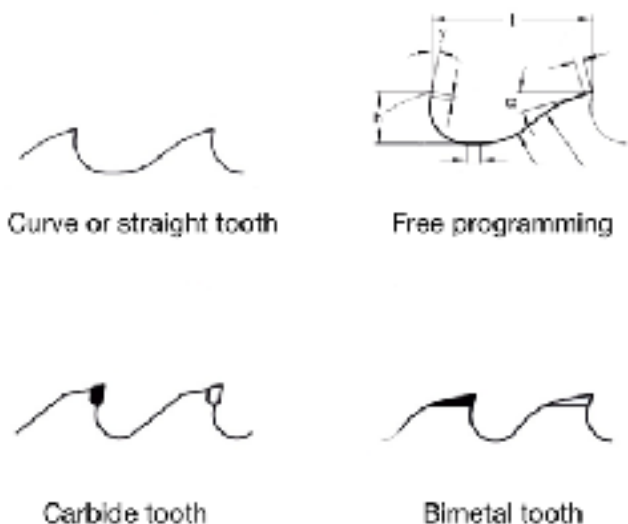






# ELITE SC PRO

Automatic band saw  
sharpening machine for all  
tooth shapes.

For sharpening steel, bimetal  
and carbide from 5 up to 100  
mm. wide.



**Image 1:** cabin in stainless steel, to avoid the corrosion produced when sharpening with cooling, the cabin has been made in stainless steel.

**Image 2:** easy placement of the band saw. The simple opening system does not take up space on the cabin, which makes it possible to assemble band saws with very little development and also by a very simple positioning due to the easy access.

**Image 3:** control panel integrated in the cabin. You can create and edit programs with the top view of the teeth to be sharpened, for easier adjustment.

**Image 4:** with the programmable CNC panel we can perform programs and store them in memory for later use.

It can be sharpened the following tooth profile:

- Straight.
- Straight spacing.
- Curve.
- Spacing curve.
- Bimetal and carbide.
- Free programming: in a few simple parameterized steps we can create our own tooth shape and the program is responsible for doing it.



# ELITE SC PRO

## CNC BAND SAW SHARPENING MACHINE



The **ELITE SC PRO** model is our best band saw sharpening machine that allows sharpening of almost all types of band saws.

Thanks to its programmable panel, it is very easy to make bimetal saws with variable pitch or even program our own tooth profile in steel saws in a few simple steps. The programming of the grinding cycle is very simple, due to the intuitive system in which several parameters can be configured by means of a single button.

In addition, the design of the machine, completely fairing, allows to work without noises or haze produced by the refrigeration. To top it off, it incorporates a silent head that is free of vibrations.



## Technical features

<b>Band saw width</b>	From 5 to 100 mm.
<b>Band saw thickness</b>	Up to 3 mm.
<b>Tooth pitch</b>	From 3 to 50 mm.
<b>Tooth profile</b>	Profile for cutting metal, bimetallic, carbide tipped tooth.
<b>Grinding wheel feed</b>	By speed variator, adjustable from 3.000 to 8.000 rpm. Controlled by CNC, adjustable speed.
<b>Grinding wheel motor</b>	2,2 kW (3 CV)
<b>Coolant equipment</b>	High pressure.
<b>Grinding wheel size</b>	200 x 13 x 20 mm.
<b>Lubrication system</b>	Centralized.
<b>LCD screen</b>	For automatic work cycle programming.
<b>Size (without stands)</b>	1500 x 750 x 1850 mm.
<b>Size (with stands)</b>	2400 x 750 x 2800 mm.
<b>Net weight</b>	470 Kg.
<b>Voltage</b>	400 V. 50 Hz. 3 Ph. / 230 V . 50/60 Hz. 3 Ph. (optional: 440 V 60 Hz. 3 PH)
<b>Power</b>	4 kW.

## Main advantages

The ELITE SC PRO is a very solid and powerful machine, free of vibrations, which allows the work of steel, bimetal and hard metal tapes with all types of tooth geometry incorporated:

Programmable PLC panel with LCD display for easy and intuitive use.

Fully enclosed machine free of noise and mist produced by refrigeration.

Silent, vibration-free head.

Cabin made of stainless steel to prevent rust.

Centralized lubrication system.

Wheels and arms to hold long belts.

Very robust mechanics for a long machine life.

We reserve the right to make design changes in the interest of technical progress.

### ELITE Sharpening Machines, S.L.

Joan Oró, 27

ES-08635 St. Esteve Sesrovires

Barcelona - España

Telf. +34 932 935 178

[www.elite.es](http://www.elite.es) - [info@elite.es](mailto:info@elite.es)